MUSICIANS INSTITUTE™

PRIVATE LESSONS

Technique Exercises For Guitar

CD Included!
81 Demo Tracks

Lessons and Licks for Improving Your Speed, Power & Clarity

By Jean Marc Belkadi

HAL•LEONARD®

PRIVATE LESSONS

Technique Exercises For Guitar

Lessons and Licks for Improving Your Speed, Power & Clarity

By Jean Marc Belkadi

ISBN 978-1-4234-0388-3

7777 W. BLUEMOUND RD. P.O. BOX 13819 MILWAUKEE, WI 53213

In Australia Contact:
Hal Leonard Australia Pty. Ltd.
4 Lentara Court
Cheltenham, Victoria, 3192 Australia
Email: ausadmin@halleonard.com

Copyright © 2006 by HAL LEONARD CORPORATION
International Copyright Secured All Rights Reserved

No part of this publication may be reproduced in any form or by any means without the prior written permission of the Publisher.

Visit Hal Leonard Online at
www.halleonard.com

Table of Contents

	Page	CD Track
Introduction	4	
Acknowledgments	4	
Stretching	5	1–10
Alternate Picking	11	11–20
String Skipping	17	21–30
Sweep Picking	21	31–40
Tapping	25	41–50
Legato	29	51–60
Chord Exercises	34	61–70
Finger Picking	37	71–81

Introduction

The subject of technique has been a major concern of the practicing guitarist for a long time. In order to properly execute the many techniques employed by the modern guitarist (alternate picking, legato, string skipping, tapping, etc.), you need precision, endurance, dexterity, and synchronization. The exercises in this book are designed to work on these areas as well as the three most important elements of guitar technique: speed, power, and clarity. Only with these three elements under your command can you bring your guitar technique to a professional level.

This book provides you with a variety of material that covers all facets of modern guitar technique. It is essential that you practice these exercises with a metronome to ensure accurate timing and a method with which to measure your progress. Practice every day if you can, as consistent practice will yield the greatest results. Good luck.

Jean Marc

Acknowledgments

Special thanks to the following:

All at Hal Leonard Corporation
Hernesto Homeyer for transcribing the musical examples
Ryan Powell and Jon J Hyman for recording, editing, and mastering (www.eternitermd.com)
Beth Marlis from Musician Institute of Technology
Steve Blutcher from DiMarzio
Joseph Iacobellis from Everly Strings (www.everylymusic.com)
Jude Gold from *Guitar Player*

This book is dedicated to my father Aissa Belkadi.

1 Stretching

Vertical Exercises

Example 1

Here's a good vertical stretching exercise that also benefits finger independence. Play with alternate picking starting on a downstroke.



Example 2

This one is similar to Example 1 but is played in double stops.



Example 3

This is an octaves exercise that's good for left-hand precision and string skipping. Play with alternate picking starting on a downstroke.



Example 4

This one is similar to Example 3 but is played in double stops.



Example 5

This exercise is great for string skipping. Play with the left-hand index finger barring the neck and use alternate picking.



Horizontal Exercises

Example 6

Here's a chromatic exercise in double stops that provides good stretching with the use of the A and B strings.



Example 7

This one is similar to Example 6 but is played on the low and high E strings.



Example 8

This descending chromatic exercise targets both stretching and string skipping. Play it with both a 4–3–1 fingering and a 4–2–1 fingering.



Example 9

In this example, the left-hand position descends as in Example 8, but the three-note groupings ascend instead.



Example 10

This chromatic exercise in octaves should be played with only down strokes first and only up strokes afterwards.



2 Alternate Picking

Scalar Exercises

Example 1

This exercise uses the C major scale. Play the first note with a down stroke and the next one with two up strokes; continue this picking pattern throughout.



Example 2

This is the opposite picking pattern as Example 1.



Example 3

Here's a C major scale played in triplets. Try this repeated-note approach in any key and also on arpeggios.



Example 4

This is the C major scale played in sixteenth notes.



Example 5

Here's the C major scale played in sixteenth-note triplets.





Chord Exercises

Example 6

This is an odd meter exercise. Play downstrokes on the A and D strings throughout. The other strings use alternate picking. The time signatures are 7/4 and 3/4.



Example 7

This exercise is in 7/4. Pay special attention to the picking directions.



Example 8

Here's a good open-string exercise that moves from the seventh position down to first position. Start with a downstroke and use alternate picking throughout.



Example 9

Here's another open-string exercise. Start this one with an upstroke.



Example 10

This alternate picking exercise moves chromatically with two slash chords, starting with B/C♯ and A/C♯.



3 String Skipping

Octave Displacement Exercises

Example 1

This is an octave displacement C major scale using alternate picking.



Example 2

Here's an octave displacement A harmonic minor scale using alternate picking.



Example 3

This is an octave displacement whole tone scale using alternate picking.



Example 4

This is an octave displacement chromatic scale using alternate picking.



Example 5

Here's an octave displacement A blues scale using alternate picking.



Classical-sounding Exercises

Example 6

This example in C major uses contrary motion and string skipping. Try to transpose to other keys.



Example 7

This exercise in G major moves a four-note sequence diatonically and uses alternate picking.



Example 8

Here's another exercise in G major that uses a different four-note sequence.



Example 9

This exercise moves through open-voiced second-inversion triad arpeggios in the key of G major starting on the low E string.



Example 10

Here's another exercise using open-voiced triads. This one's in C major.



4 Sweep Picking

Example 1

This is a three-note-per-string A major scale. Play down-up-down-down when ascending and up-down-up-up when descending.



Example 2

Here's a descending chromatic exercise using two-string sweeps.



Example 3

Here's an ascending chromatic exercise using two-string sweeps.



Example 4

This exercise uses the G whole tone scale on the G and B strings.



Example 5

This exercise is in triplets over B minor pentatonic using down-down-up picking.



Example 6

This exercise is in triplets with ascending B♭ major and descending C major triads using three-string sweeps (down-down-down, up-up-up).



Example 7

This exercise uses two triads, B♭ major and E+, from an F melodic minor scale.



Example 8

This is an augmented chord ascending in whole steps.



Example 9

Here's another augmented lick, this time moving chromatically. Use a down-down-down-up picking pattern.



Example 10

This example uses the Dmi7 arpeggio in groups of four with a three-string sweep.



5 Tapping

Scalar Exercises

Example 1

This exercise uses an ascending F major sequence on the D and G strings.



Example 2

Here's a chromatic scale sequence that uses a tap that's right next to the left hand.



Example 3

This exercise combines A melodic minor and A natural minor using the open E string.



Example 4

This exercise uses A minor in a "cross hand" tapping manner. The left hand moves in front of and behind the tapping hand throughout.



Example 5

Here's a similar cross hand tapping exercise using 6ths in A minor.



Chordal Exercises

Example 6

Here's a chordal tapping exercise in B♭ that uses two fingers on the tapping hand.

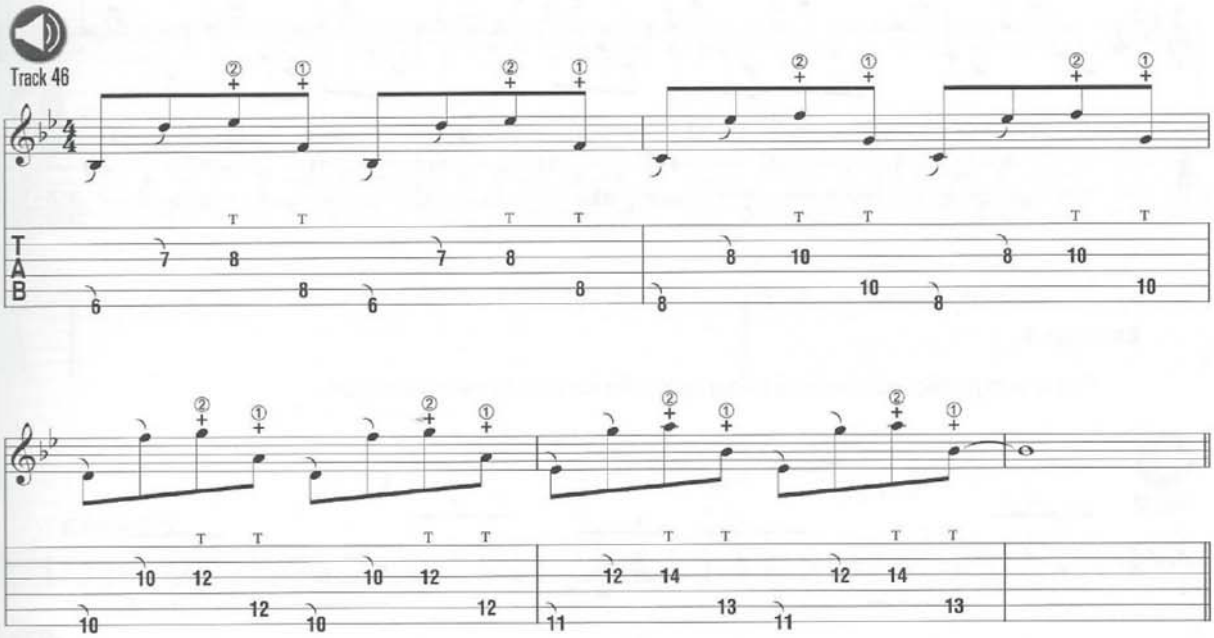

Example 7

Here's the descending version of Example 6.



Example 8

This chordal tapping exercise is in A major.



Example 9

This is a rhythmic exercise in G minor using the chordal tapping technique.



Example 10

Here's a tap-and-slide exercise over B♭, E♭, A♭, and D♭.



6 Legato

Example 1

This exercise on the E string uses fingers 1, 2, and 4.

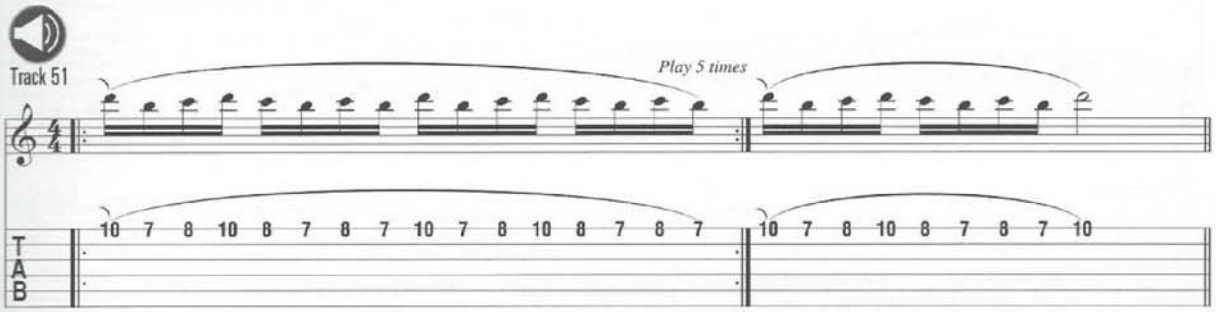

Example 2

This exercise expands on Example 1 with a few slides and the use of the B string.



Example 3

Here's an exercise in A major using three notes per string.



Example 4

This ascending legato exercise is in A major using a three-note-per-string pattern and lots of left-hand "hammer-ons from nowhere."



Example 5

This exercise combines Examples 3 and 4.



Example 6

This exercise uses three notes per string over G minor pentatonic.



Example 7

This ascending whole tone exercise uses a pattern similar to Example 4.



Example 8

This exercise is in E minor pentatonic and moves across the neck using three and two notes per string.



Example 9

This is a descending and ascending scale pattern in D Dorian.



Example 10

Here's a 1–2–4 fingering pattern that ascends and descends chromatically.



7 Chord Exercises

Example 1

Here's a four-note diminished voicing exercise on the top four strings.



Example 2

Here's another four-note diminished voicing exercise on the top four strings.



Example 3

This is a slash chord exercise that moves in minor 3rds.



Example 4

This is a slash chord exercise for the diminished scale using D/E♭ and A♭/D.



Example 5

Here's an exercise that moves in minor 3rds using altered dominant chords.



Example 6

This exercise uses ♯9 chords and slash chords from the diminished scale.



Example 7

This exercise uses contrary motion over Dmi7♭5.



Example 8

This exercise moves through a cycle of ascending 4ths using major 7th chords starting with Cma7.



Example 9

This is a slash chord exercise from the diminished scale using G♭/G and E♭/E.



Example 10

This is another slash chord exercise from the diminished scale using G/B and C♯mi.



8 Finger Picking

Example 1

This exercise is in G major using a country groove and muted bass notes. The second muted "x" note in each measure is accomplished by slapping your left-hand fingers against the strings. This should be done with enough force to create a percussive thud but not enough to sound any notes.



Example 2

This exercise involves a half-step bend into the minor 3rd of several chords.



Example 3

This exercise is over an African Mali groove in odd time signatures.



Example 4

This exercise in A is best suited for country and uses a low A pedal tone.



Example 5

This chromatic finger picking exercise involves string skipping.



Example 6

This exercise in G uses the open B string as a drone.



Example 7

This exercise uses open-string hammer-ons and pull-offs over D, C, and G.



Example 8

This exercise is a blues turnaround in A that uses a chromatically descending chord sequence.



Example 9

This exercise in D uses double-stop bending for a country flavor.



Example 10

Here's a chord progression that uses the open high E string as a drone. It is a good exercise for developing independence between the right-hand thumb and fingers.



Example 11

This example uses a Flamenco technique; the chords are Emi, D, and Bmi7. Use the following strum technique:

The first stroke is thumb down
The second stroke is thumb up
The third stroke uses the nails of fingers 2 and 3 on a downstroke
The fourth stroke is thumb up
The fifth stroke is a ghost downstroke (don't make contact with the strings)
The sixth stroke is thumb up
The seventh and eighth strokes are muted strokes with fingers 2 and 3 (down-up)



Technique Exercises For Guitar

Lessons and Licks for Improving Your Speed, Power & Clarity

INCLUDES:

- Stretching
- Alternate Picking
- String Skipping
- Sweep Picking
- Tapping
- Legato
- Chords
- Finger Picking
- Standard Notation and Tablature

Hone your precision, endurance, dexterity, and synchronization skills with loads of interesting exercises to learn and practice. The accompanying CD contains 81 demonstration tracks of all the exercises in the book.

MUSICIANS INSTITUTE PRESS

is the official series of Southern California's renowned music school, Musicians Institute. MI instructors, some of the finest musicians in the world, share their vast knowledge and experience with you no matter what your current level.

Whether your instrument is guitar, bass, drums, vocals, or keyboards, MI PRESS offers the finest music curriculum for higher learning through a variety of series:

Essential Concepts *— designed from MI core curriculum programs*

Master Class *— designed from MI elective courses*

Private Lessons *— tackle a variety of topics "one-on-one" with MI faculty instructors*

Video *— in-depth lessons with many of MI's well-known instructors*

TECHNIQUE EXERCISES FOR GUITAR

BY JEAN MARC BELKADI

MUSICIANS INSTITUTE • PRIVATE LESSONS

Book $6.99, CD $9.00 = **Pkg $15.99**
Parts not sold separately

0 73999 28046 3
HL00695913

HAL•LEONARD®

ISBN 978-1-4234-0388-3
9 781423 403883